



The MultiTable Mod-E² Electric Standing Desk

An exceptional height adjustable desk at a fair price.

Digital Keypad included with every base.



DIMENSIONS AND SPECS:

BASE

Colors



Materials

Powder-coated, rolled stamped steel

Dimensions

Height Adjustable Range:	26.1" - 43.4"
Height Adjustable Range w/ Top:	26.85" - 44.15"
Width Adjustable Range:	30.8" - 47" or 42.9" - 71"
Adjustment speed:	1.4"/sec
Top Support Depth:	19.7"
Foot Depth:	23" or 29"

Weight Limit/Capacity


220 lbs.

Warranty

5-year limited

DESK TOP

Standard Colors



*Additional colors available. Contact us for details.

Materials

High Quality Wilsonart® Thermally Fused Laminate Top (TFL) w/ Matching PVC Smooth Edgebanding

Sizes

Small Desk Top:	24" x 40" x ¾"
Medium Desk Top:	24" x 48" x ¾"
Large Desk Top:	29" x 57" x ¾"
Extra Large Desk Top:	29" x 72" x ¾"
Custom Desk Tops:	Min. 20" x 31" x ¾"
	Max. 36" x 84" x ¾"

Wheel Kit - (Sold Separately)

Includes 4 black locking commercial grade casters
Increases the height of the table by 2"
Locking wheels for security

The MultiTable® Mod-E² Electric Adjustable Height Desk includes two motors allowing smooth height adjustment while supporting a broad range of weight. With adjustable cross channels, the desk frame can adapt over time with the changing technology and work needs of the user. Every frame includes a digital programmable switch with 3 memory settings, and the keypad can slide under table top to store out of the way.





The MultiTable Mod-E² Electric Standing Desk Frame

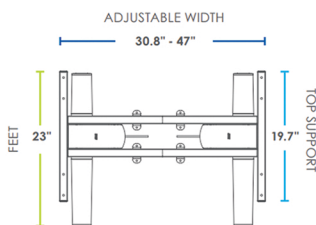
An exceptional height adjustable base
at a fair price.



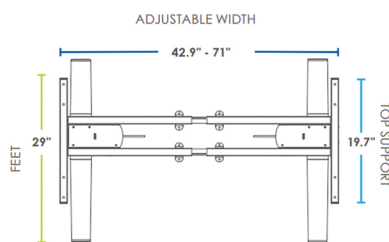
DIMENSIONS AND RANGE:

2 Models to Accomodate Your Table Top Size

Small w/ 23" Feet



Standard w/ 29" Feet



Colors



Features

- ▶ Height adjustment range: 17.3" - Low: 26.1" | High: 43.4"
- ▶ Super smooth and fast adjustment speed at 1.4"/second
- ▶ Extremely quiet engineering at <45 db(A)
- ▶ "Soft-Start" and "Soft-Stop" features for smooth movement
- ▶ Roll-stamped steel frame for superior strength and stability
- ▶ Fine powder coat finish for maximum durability
- ▶ Anti-collision safety - Exceeds BIFMA x5.5 - ADA compliant
- ▶ 30-day guarantee – zero risk return
- ▶ 5-year limited warranty



Models

Small w/ 23" Feet: Fits 20"x31" - 30"x60"
Standard w/ 29" Feet: Fits 24"x43" - 36"x84"

Digital Keypad Included

3 memory settings
Slides under table top



Form meets function, The MultiTable® Mod-E² Electric Standing Desk Frame features simple, clean lines that blend with any office design. The fully customizable desk top, frame dimensions and colors make The MultiTable® Mod-E² Electric Standing Desk Frame a top notch enhancement to your contemporary workspace. It is engineered to give users flexibility to sit and stand at their workspace with the touch of a button. What sets MultiTable® apart from the rest? Everything.

